

HOSE REELS

GALVANISED, HEAVY DUTY, SINGLE OR DOUBLE-STACKED

- Suitable for: high pressure water blast hose
low pressure wash down hose
 $\frac{3}{8}$, $\frac{1}{2}$, $\frac{3}{4}$, 1"
- Sizes and capacities available to suit all applications
- Heavy duty, galvanised steel construction
- Manufactured in New Zealand
- Reliable - proven in arduous conditions
- Swivels to minimise hose twisting
- Available as single, double or triple stacked
- Optional reel lock for safe transport
- Pedestal mount alternative



SINGLE HOSE REELS

* UNDERSTATED

PART NUMBER	HOSE CAPACITY* (m)			
	3/8	1/2	3/4	1-0
HRL-N400-06-55M	55			
HRL-N400-08-40M		40		
HRL-N500-08-40M		40		
HRL-N600-08-65M		65		
HRL-N600-12-45M			45	
HRL-N600-16-25M				25
HRL-M400-06-70M	70			
HRL-M400-08-55M		55		
HRL-M500-08-60M		60		
HRL-M500-12-35M			35	
HRL-M600-08-100M		100		
HRL-M600-16-40M				40
HRL-W400-06-95M	95			
HRL-W400-08-70M		70		
HRL-W500-08-70M		70		
HRL-W500-12-45M			45	
HRL-W600-08-105M		105		
HRL-W600-16-45M				45
HRL-SW400-06-130M	130			
HRL-SW400-08-80M		80		
HRL-SW500-08-100M		100		
HRL-SW500-12-60M			60	
HRL-SW600-08-145M		145		
HRL-SW600-12-95M			95	
HRL-SW600-16-50M				50

Swivel included unless specified **NO SWIVEL**. Hose not included.

AUCKLAND, NEW ZEALAND

+64 9 274 4830

FCNZsales@fluidconnectors.com

www.fluidconnectors.com

BRISBANE | MELBOURNE | PERTH, AUSTRALIA

+61 8 9244 8266

FCAUsales@fluidconnectors.com



DOUBLE HOSE REELS

* UNDERSTATED
M PER REEL

PART NUMBER	HOSE CAPACITY* (m)			
	3/8	1/2	3/4	1-0
HRL-N400-DBL-06-55M	55 x2			
HRL-M400-DBL-06-70M	70 x2			
HRL-M400-DBL-08-55M		55 x2		
HRL-W400-DBL-06-95M	95 x2			
HRL-W400-DBL-08-70M		70 x2		
HRL-SW400-DBL-06-130M	130 x2			
HRL-SW400-DBL-08-80M		80 x2		

1

2

Swivel included unless specified **NO SWIVEL**. Hose not included.


PEDESTAL HOSE REELS

All hose reels are available with a pedestal mount – part number corresponding to the single hose reels HRL-PED- (e.g. as shown below).

* UNDERSTATED


PART NUMBER	HOSE CAPACITY* (m)			
	3/8	1/2	3/4	1-0
HRL-PED-N400-06-55M	55			
HRL-PED-M400-06-70M	70			

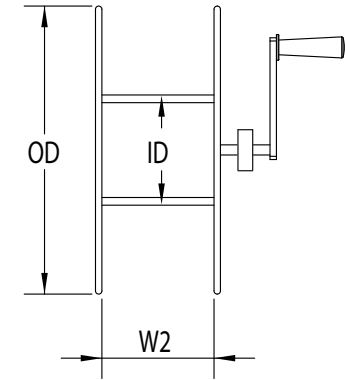
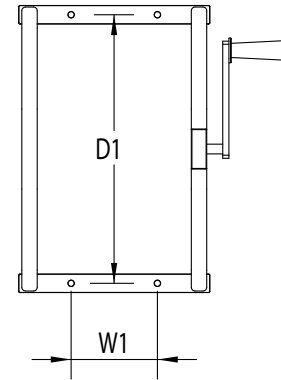
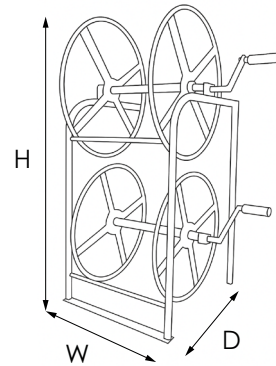
Swivel included unless specified **NO SWIVEL**. Hose not included.



ACCESSORIES

PART NUMBER	DESCRIPTION
HRS-HDL-400	Handle Blue HA1805 Assembly
HRS-HDL-500	Handle Blue HA1805 Assembly
HRS-HDL-600	Handle Blue HA1805 Assembly
HRS-LOC-400	Reel Lock Assembly (incl Brkt)-400
HRS-LOC-500-600	Reel Lock Assembly (incl Brkt)-500-600
HRS-SPND-06-400	3/8 Spindle Assembly inc. Block 400
HRS-SPND-06-500-600	3/8 Spindle Assembly inc. Block 500-600
HRS-SPND-08-400	1/2 Spindle Assembly inc. Block 400
HRS-SPND-08-500-600	1/2 Spindle Assembly inc. Block 500-600
HRS-SPND-12-500-600	3/4 Spindle Assembly inc. Block 500-600
HRS-SPND-16-500-600	1-0 Spindle Assembly inc. Block 500-600
HRS-SWV-KET-12	Low Pressure Inline Swivel 3/4"
HRS-SWV-KET-16	Low Pressure Inline Swivel 1"
SWV-BPM-BPF-90C-0606 Brass	Swivel 3/8 BSPPM x BSPPF 90C Brass
SWV-BPM-BPF-90C-0808 Brass	Swivel 1/2 BSPPM x BSPPF 90C Brass
HRS-SWV-KET-12 ASS	Low Pressure Inline Swivel 3/4" Assembly
HRS-SWV-KET-16 ASS	Low Pressure Inline Swivel 1" Assembly





TECHNICAL DATA

PART NUMBER	SPINDLE PIPE SIZE (SCHD80)	OVERALL DIMENSIONS			MOUNTING HOLE SPACING (10mm diameter)		REEL DIMENSIONS		
		WIDTH W	DEPTH D	HEIGHT H	WIDTH W1	DEPTH D1	OUTER DIAMETER OD	INNER DIAMETER (spoke to spoke) ID	WIDTH (between spokes) W2
<i>Dimensions in mm</i>									
HRL-N400-06-55M	3/8	310	465	485	140	435	450	160	160
HRL-N400-08-40M	1/2	310	465	485	140	435	450	160	160
HRL-N500-08-40M	1/2	310	465	555	140	435	520	250	160
HRL-N600-08-65M	1/2	310	605	650	140	575	620	250	160
HRL-N600-12-45M	3/4	310	605	650	140	575	620	250	160
HRL-N600-16-25M	1-0	310	605	650	140	575	620	250	160
HRL-M400-06-70M	3/8	373	465	485	200	435	450	160	220
HRL-M400-08-55M	1/2	373	465	485	200	435	450	160	220
HRL-M500-08-60M	1/2	373	465	555	200	435	520	250	220
HRL-M500-12-35M	3/4	373	465	555	200	435	520	250	220
HRL-M600-08-100M	1/2	373	605	650	200	575	620	250	220
HRL-M600-16-40M	1-0	373	605	650	200	575	620	250	220



TECHNICAL DATA

PART NUMBER	SPINDLE PIPE SIZE (SCHD80)	OVERALL DIMENSIONS			MOUNTING HOLE SPACING (10mm diameter)		REEL DIMENSIONS		
		WIDTH W	DEPTH D	HEIGHT H	WIDTH W1	DEPTH D1	OUTER DIAMETER OD	INNER DIAMETER ID (spoke to spoke)	WIDTH W2 (between spokes)
<i>Dimensions in mm</i>									
HRL-W400-06-95M	3/8	432	465	485	260	435	450	160	280
HRL-W400-08-70M	1/2	432	465	485	260	435	450	160	280
HRL-W500-08-70M	1/2	432	465	555	260	435	520	250	280
HRL-W500-12-45M	3/4	432	465	555	260	435	520	250	280
HRL-W600-08-105M	1/2	432	605	650	260	575	620	250	280
HRL-W600-16-45M	1-0	432	605	650	260	575	620	250	280
HRL-SW400-06-130M	3/8	520	465	485	350	435	450	175	370
HRL-SW400-08-80M	1/2	520	465	485	350	435	450	175	370
HRL-SW500-08-100M	1/2	520	465	555	350	435	520	175	370
HRL-SW500-12-60M	3/4	520	465	555	350	435	520	250	370
HRL-SW600-08-100M	1/2	520	605	650	350	575	620	250	370
HRL-SW600-12-95M	3/4	520	605	650	350	575	620	250	370
HRL-SW600-16-50M	1-0	520	605	650	350	575	620	250	370
HRL-N400-DBL-06-55M	3/8	310	465	980	140	435	450	160	160
HRL-M400-DBL-06-70M	3/8	373	465	980	200	435	450	160	220
HRL-M400-DBL-08-55M	1/2	373	465	980	200	435	450	160	220
HRL-W400-DBL-06-95M	3/8	432	465	980	260	435	450	160	280
HRL-W400-DBL-08-70M	1/2	432	465	980	260	435	450	160	280
HRL-SW400-DBL-06-130M	3/8	520	465	980	350	435	450	175	370
HRL-SW400-DBL-08-80M	1/2	520	465	980	350	435	450	175	370